


NORTH CAROLINA

Department of Transportation



CY 2022 Preliminary Safety Performance Measures

May 7, 2021

Safety Performance Measures

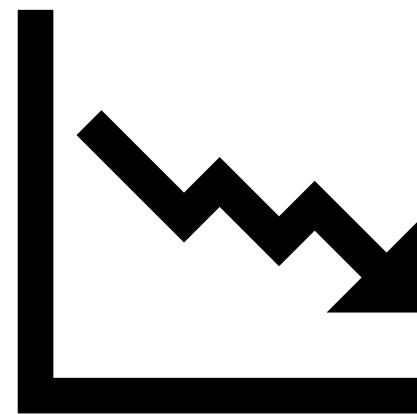
- MAP-21 / FAST Act Rulemaking requires State DOTs and MPOs to set targets for 5 Highway Safety Improvement Program (HSIP) Safety Performance Metrics
- Final Rules published in the Federal Register March 2016; effective April 2016

HSIP Safety Targets	
1	Number of fatalities
2	Rate of fatalities
3	Number of serious injuries
4	Rate of serious injuries
5	Number of non-motorized fatalities and non-motorized serious injuries

- Targets are based on 5 year rolling averages
- Targets are for calendar years
- Targets are established annually
- Targets must be identical to NHTSA HSP targets for common measures (Number of Fatalities, Fatality Rate, Number of Serious Injuries)
- States and MPOs must coordinate on establishing targets
- States would have “Met” or “Made Significant Progress” towards meeting Performance Targets if:
 - 4 out of 5 targets are “Met” or
 - 4 out of 5 targets are better than performance for year prior to establishing targets

SHSP Goal

- Targets for the Safety Performance Measures are based on the 2019 NC SHSP Goal
- Reduce all fatalities and serious injuries by half by 2035, moving towards zero by 2050.



NC Safety Performance Target Achievement Determination (CY 2018 Targets)

Performance Measures	5-year Rolling Averages			Target Achieved?	(Actual) Better than Baseline?	Met or Made Significant Progress?
	TARGET	ACTUAL	BASELINE			
	2014-2018	2014-2018	2012-2016			
Number of Fatalities	1,207.3	1,392.4	1,340.4	No	No	No
Fatality Rate	1.114	1.206	1.226	No	✓ Yes	
Number of Serious Injuries	2,161.2	3,537.6	2,396.0	No	No	
Serious Injury Rate	1.988	3.028	2.184	No	No	
Number of Non-Motorized Fatalities and Serious Injuries	393.5	473.6	422.6	No	No	

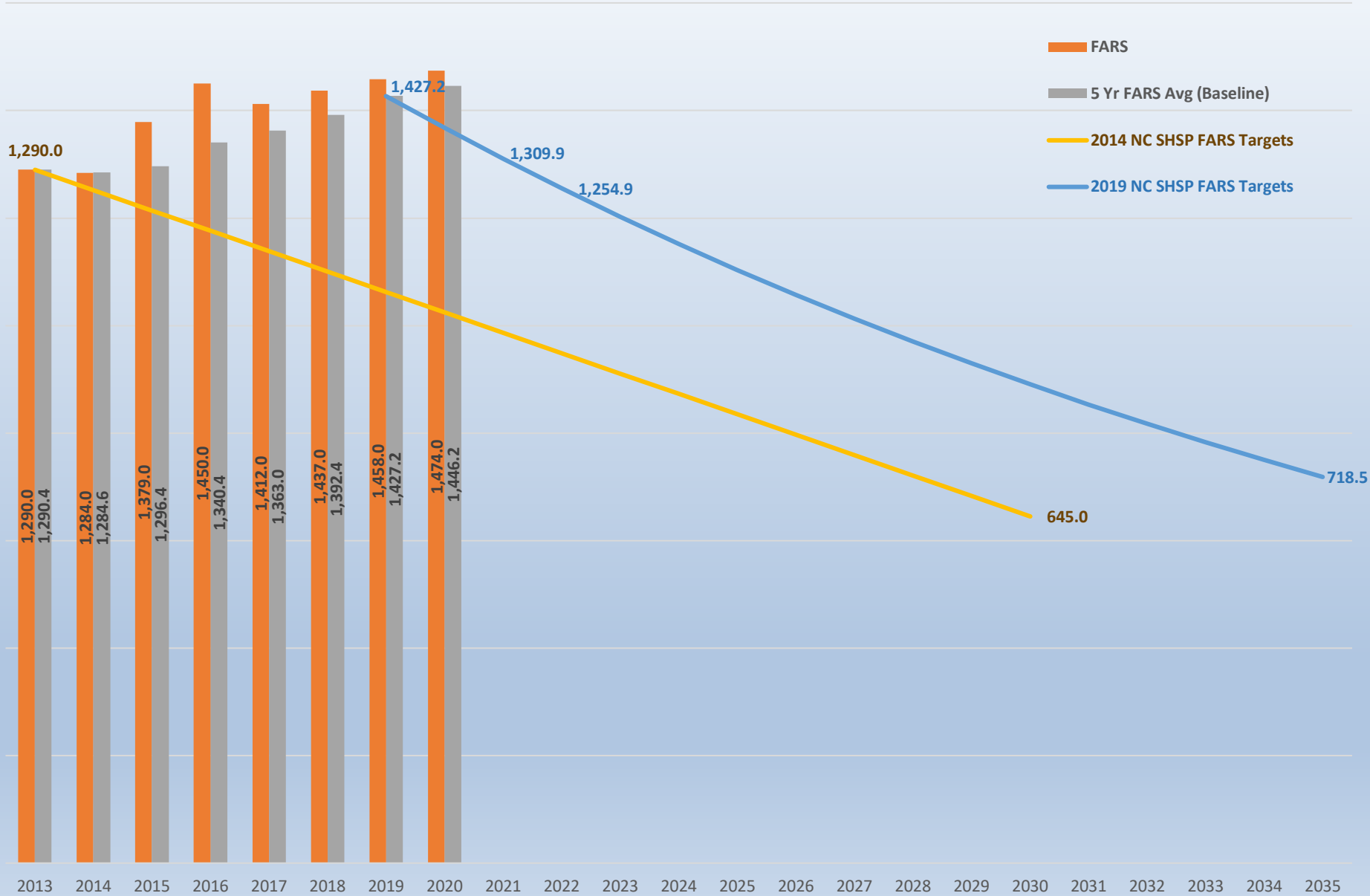
Since our State was determined to have not met or made significant progress toward the CY 2018 targets, our State must use obligation authority equal to the FY 2017 HSIP apportionment only for HSIP projects in FY 2021 and submit a HSIP Implementation Plan for FY 2021.

Targets for Safety Performance Measures

Performance Measures	Highway Safety Improvement Program (HSIP)				
	Based on 2014 NC SHSP Goal			Based on 2019 NC SHSP Goal	
	CY 2018	CY 2019	CY 2020	CY 2021	CY 2022
Number of Fatalities	1,207.3	1,214.7	1,227.8	1,309.9	1,254.9
Fatality Rate	1.114	1.097	1.084	1.105	1.057
Number of Serious Injuries	2,161.2	2,490.6	2,812.8	3,656.1	3,537.6
Serious Injury Rate	1.988	2.228	2.462	3.065	2.962
Number of Non-Motorized Fatalities and Serious Injuries	393.5	403.7	426.6	504.4	486.0

CY 2022 Final Targets will be published once the 2020 Baselines for the FARS, VMTs and NC crash data have been stabilized

Number of Fatalities Performance Measure



Questions?